

JA-PED 6B

6.5" 2 Way Pendant Speaker

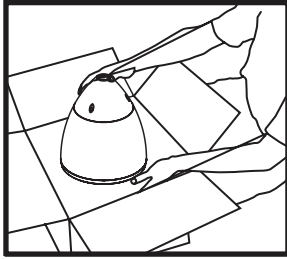
Installation Instructions

Thank you for purchasing JA Audio speakers. We take pride in our products and are committed to provide years of entertainment pleasure. JA-PED series is a 70/100V music distributed-line system offering superb sound quality. This booklet covers the necessary information for an intuitively easy installation guide.

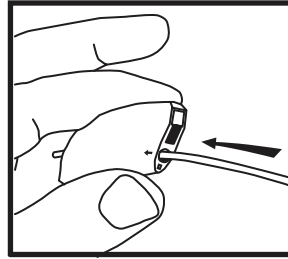
Contents: 1 speaker, 1 cover plate w/ 3 screws, 1 hanging kit



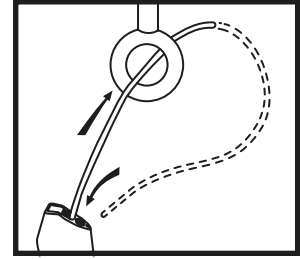
Installation Instructions



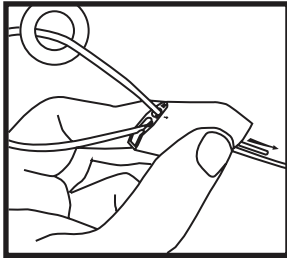
1. Unpack speaker and Gripple cable mounting hardware.



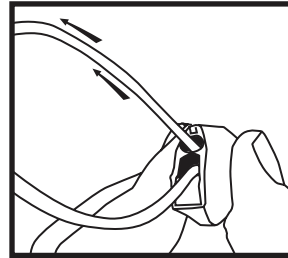
2. Thread hanging or safety cable through Gripple cable mechanisms as shown.



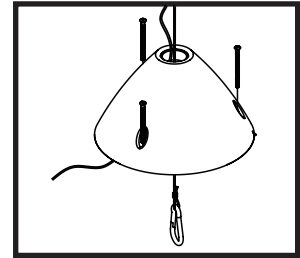
3. Attach snap hook by inserting one end through the hold on mounting bracket.



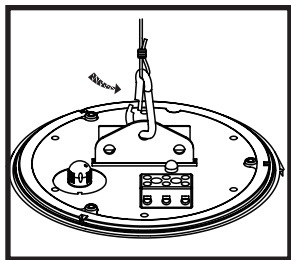
4. Attach the hanging cable by securing it to the vstructure as shown.



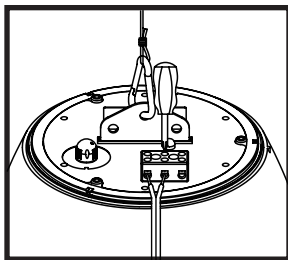
5. Connect signal wires to (+) and (-) inputs.



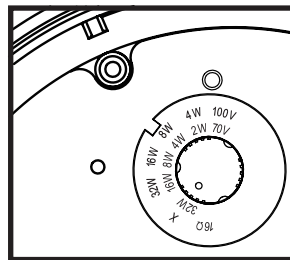
6. Thread cable end(s) through Gripple cable mechanisms as shown.



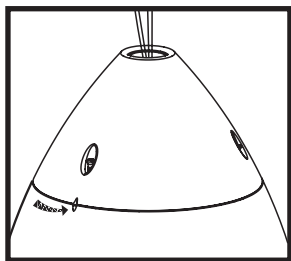
- 7.** Select desired tap position. Switch is preset to maximum 70V (100V) mode.



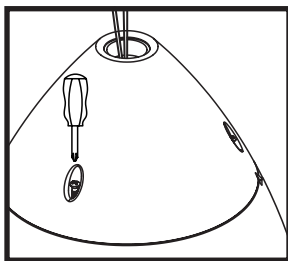
- 8.** Adjust speaker hanging height with Gripple cable mechanism. Pull to tighten & press button on Gripple cable as shown to loosen or adjust.



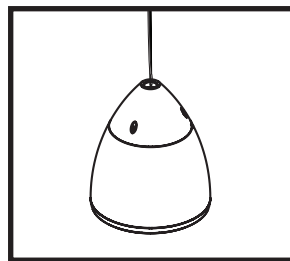
- 9.** Place cover plate onto top of speaker and slightly rotate until alignment indicators meet.



- 10.** Slide cover plate over hanging and safety cables and run signal wire through center hole.



- 11.** Tighten all three (3) screws to lock cover plate in place.



- ## 12. Done.

Limited Lifetime Warranty

JA Audio warrants to the original retail purchaser only that this JA Audio product will be free from defects in materials and workmanship, provided the speaker was purchased from an JA Audio authorized dealer. If the product is determined to be defective, except for the grille, which is warranted for ten (10) years, it will be repaired or replaced at JA Audio discretion. If the product must be replaced yet it is no longer manufactured, it will be replaced with a model of equal to or greater value that is the most similar to the original. If this is the case, installing the replacement model may require mounting modifications; JA Audio will not be responsible for any such related costs.



©2018 JA Audio, Inc. All rights reserved.

An Intrasonic Company

1-877-435-0670

www.intrasonictechnology.com

Requirements and Warranty Coverage

This warranty may not be valid if the product was purchased through an unauthorized dealer. This warranty only applies to the individual that made the original purchase, and it cannot be applied to other purchases. The purchaser must be prepared to provide proof of purchase (receipt). This warranty will not be valid if the identifying number or serial number has been removed, defaced, or altered. This warranty does not cover the following:

- Accidental Damage
- Damage caused by abuse or misuse
- Damage caused by attempted repairs/modifications by anyone other than JA Audio or an authorized dealer
- Damage caused by improper installation
- Normal wear, maintenance, and environmental issues
- Damage caused by voltage inputs in excess of the rated maximum of the unit
- Damage inflicted during the return shipment